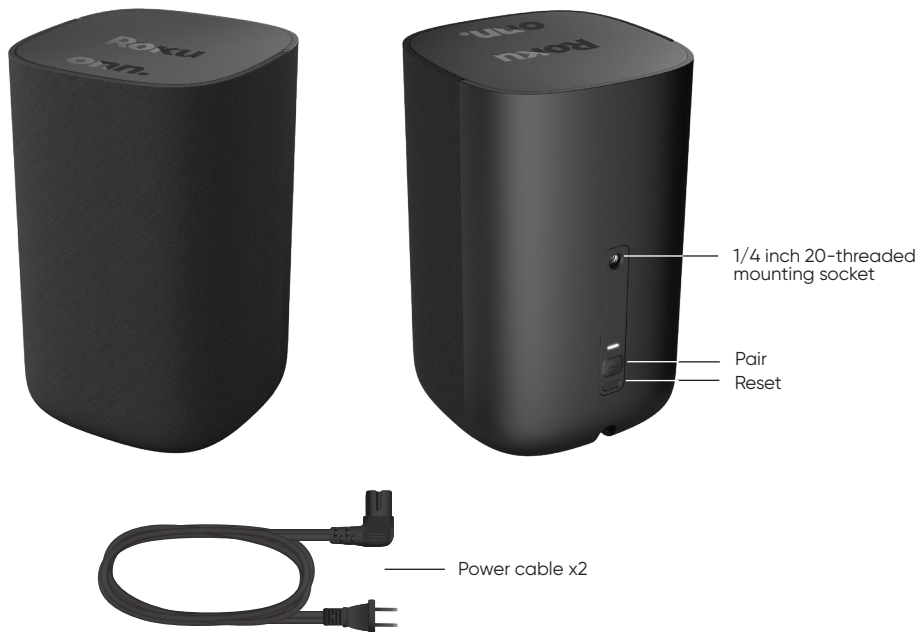


onn.TM

onn.TM • **Roku** Wireless Surround Speakers
Quick Start Guide

Get ready for immersive surround sound.

onn.™ • Roku Wireless Surround Speakers




What you'll need



To get set up, you'll need:

- An onn.™ • Roku Smart Soundbar or a Roku TV™ connected to the internet
- Your Roku® remote

Let's get started




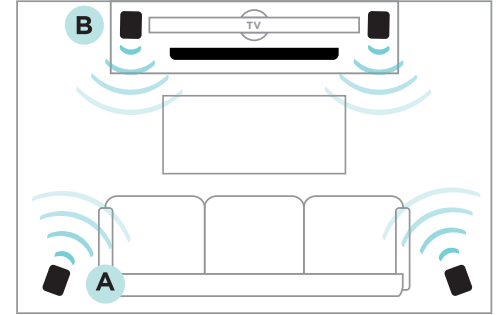
1. Power up your speakers

- Place your speakers within 30 feet of your TV.
- Plug them into a power outlet.



2. Prepare your TV

- Turn on your TV.
If you are using an **onn.™ • Roku** Smart Soundbar, switch inputs to your **onn.™ • Roku** Smart Soundbar.
- Press and hold  on your Roku remote for 5 seconds to get to the setup menu.
- Select **Speakers**.



3. Follow the on-screen setup

- Your **onn.™ • Roku** Wireless Surround Speakers will automatically be detected and begin pairing.
 - A** Rear surround speaker setup, recommended for **onn.™ • Roku** Smart Soundbar.
(requires **onn.™ • Roku** Smart Soundbar)
 - B** Front speaker setup, recommended for Roku TV.

Tips and Tricks

Sound Settings

- **Automatic Volume Leveling**—Helps keep your volume consistent and quiets loud commercials.
- **Speech Clarity**—Improves voice clarity so your favorite TV is easier to hear.
- **Night Mode**—Lowers loud scenes while boosting quiet ones so you don't wake the house.

Using voice commands



Press and hold the voice button* and say things like:

"Play classic rock."

"Set volume to 30."

"Launch The Roku Channel."

* Requires a Roku voice compatible remote or Roku mobile app.

Using Sound Settings

- While streaming video, press ***L**.
- Go to **Sound Settings**.
- Turn on the settings you want.

Pairing a Bluetooth® device



- Select the **Bluetooth** channel tile on your home screen.
- Follow the on-screen instructions.

For more, visit:

go.roku.com/onnspeakers

Easily expandable

For even deeper,
richer bass



onn.™ • Roku
Wireless Subwoofer

Sold separately.



We'd love to hear from you. Scan
with your Walmart app and let us
know what you think.

© 2020 Walmart Inc. ONN is a trademark of Walmart Inc. All rights reserved.

© 2020 Roku, Inc. All rights reserved. ROKU, ROKU TV and the ROKU logo are the trademarks of Roku, Inc. The Bluetooth word mark and logos are registered trademarks owned by Bluetooth SIG, Inc. All other logos and trademarks herein not owned by Roku, Inc. are the property of their respective owners.