


# Roku Ultra LT



Quick Start Guide

## What's included



**Roku Ultra LT  
streaming player**




**Remote**



**Headphones for  
private listening**



**Two AA Duracell®  
batteries**



**Premium High Speed  
HDMI® Cable**



**Power adaptor**


## Details



**HDMI® Ethernet Power**

# Let's get started

1




## STEP 1: Connect to TV

Connect your streaming player to an HDMI port on the back of your TV with the included cable.

### TIP:

For help setting up your device, visit [go.roku.com/ultra](https://www.go.roku.com/ultra)

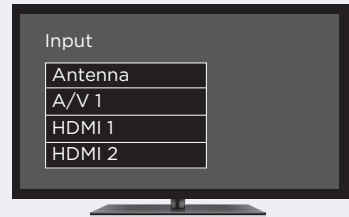
2



## STEP 2: Connect to power

Use the included power adaptor to connect your streaming player to a wall outlet.

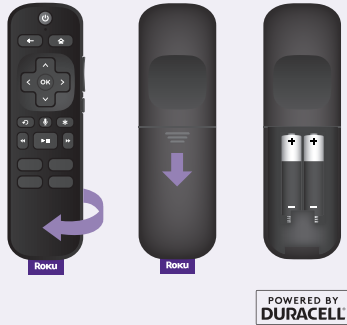
3



## STEP 3: Select input

Use your TV remote to power on your TV and select the input (source) you used to connect your streaming player.

4



### STEP 4: Insert batteries

Slide open the cover on the back of your remote and insert the included Duracell® batteries. Your remote will pair automatically.

5



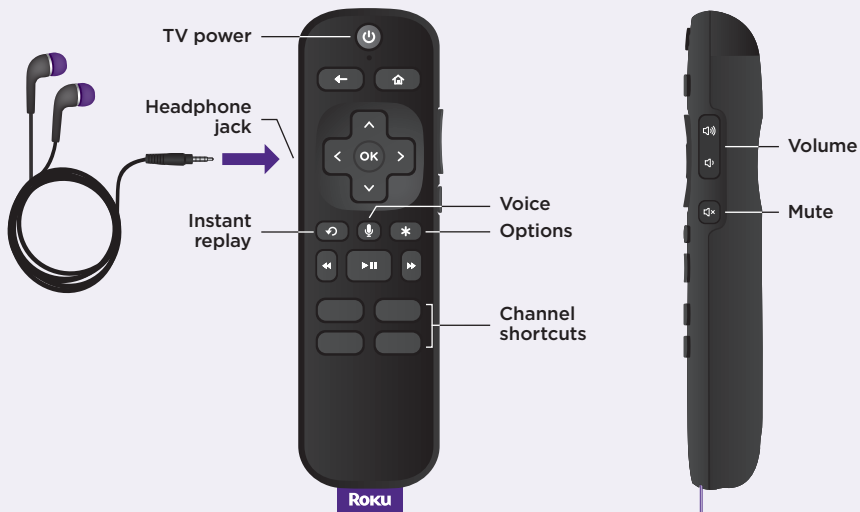
### STEP 5: Follow the on-screen setup

Follow the instructions on your TV screen. Activate your streaming player by using your computer or smartphone to link a Roku account.

#### **IMPORTANT:**

Roku never charges for activation support.

# Remote features



## Private listening

Plug headphones into your remote to use private listening. Your TV will mute automatically.



## TV controls

Use these buttons to power up your TV, adjust the volume, mute, and control your streaming with one remote.

# Common questions

## **Why do I need to create a Roku account?**

You'll need a Roku account to stream, add channels, easily manage subscriptions, rent movies, and more.

## **Why should I enter a credit card?**

Saving a payment method makes it easy to rent or buy movies, subscribe to popular channels, and start free trials in just a click. No charges will be made without your authorization.

## **What type of voice commands can I use with this remote?**

“Play classic rock”

“Turn captions on”

“Launch The Roku Channel”

“Skip 30 seconds”

“Show me action movies”

**Visit [go.roku.com/ultra](https://www.roku.com/ultra) for more information**

## Need more help?

[support.roku.com](https://support.roku.com)



**Video  
tutorials**



**Wi-Fi®  
help**

## Cut cable. Save money. Stream big.

[streamandsave.com](https://streamandsave.com)



**Free  
TV**



**Live  
TV**

## See what's streaming for free, tips, and more

Visit [blog.roku.com](https://blog.roku.com)

Follow us



# Roku

© 2021 Roku, Inc. All rights reserved. Roku and the Roku logo are the registered trademarks of Roku, Inc. All other logos and trademarks herein not owned by Roku, Inc. are the property of their respective owners.



4100000759\_03