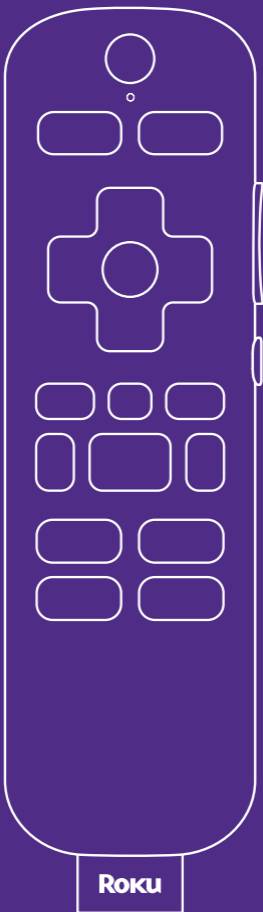


ROKU®

Voice Remote



Pairing your remote with a Roku player or Roku Smart Soundbar

See back page for
“Pairing your remote with a Roku TV”

Step 1: Turn off Roku player

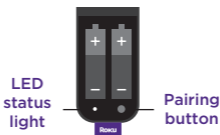
Remove the power cable from your player, wait 5 seconds, then re-connect it.

Step 2: Wait for home screen

When your Roku player displays the home screen, insert the batteries into your remote.

Step 3: Insert batteries

On the back side of the remote, slide open the battery cover. Insert batteries placing the negative (-) ends in first.



Press and hold the Pairing button down for 5 seconds until you see the LED status light begin flashing.

Step 4: Pair

Wait 30 seconds while your remote pairs with your player.

NOTE: If the remote pairing dialog does not appear on your TV screen repeat steps 1 through 4.



Setting up TV power and volume on my Roku player or audio device

1. Press the **Home** button on your new Roku remote.
2. Scroll up or down and select **Settings**.
3. Select **Remotes & devices** and then select Remote.
4. Select **Set up remote for TV control**. Follow the on-screen instructions.

Easy voice search



Search for your favorite entertainment, launch channels and turn on captions with one-touch access on your voice remote.

Here are a few things to try:
"Launch the Roku Channel"
"Show me comedies"
"Launch Hulu"

For help pairing your remote, visit go.roku.com/remotehelp



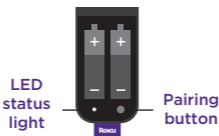
Pairing your remote with a Roku TV™

Step 1: Turn TV on

Stay on the Roku home screen.

Step 2: Insert batteries

On the back side of the remote, slide open the battery cover. Insert batteries placing the negative (-) ends in first.



Press and hold the Pairing button down for 5 seconds until you see the LED status light begin flashing.

Step 3: Pair

Point your new remote at your Roku TV and wait 30 seconds while the remote pairs.

NOTE: If the remote pairing dialog does not appear on your TV screen repeat steps 1 through 3.

For help pairing your remote, visit go.roku.com/remotehelp

© 2019 Roku, Inc. All rights reserved. ROKU, ROKU TV and the ROKU logo are the registered trademarks of Roku, Inc.



4100000540_1