

## Tips and Tricks






### Using voice commands

Press the microphone button and say things like:

- “Search for comedies.”
- “Launch The Roku Channel.”
- “Volume: 50”
- “Play jazz.”



### Play music via Bluetooth®

- Turn your Roku TV on, and press    on your remote.
- Select **Bluetooth** in the menu, then follow the on-screen instructions.
- Play music and enjoy!



### Program a preset on Roku Touch

- Use the microphone button to say a command like “Play my rock playlist.”
- Press and hold a preset button, until you hear a tone to save the command.

For more, visit:  
[Go.roku.com/roktvspeakers](https://www.go.roku.com/roktvspeakers)

### Need more help getting started?

[go.roku.com/roktvspeakers](https://www.go.roku.com/roktvspeakers)



Video tutorials



Wireless help

### Find tips, free trials and more.

[blog.roku.com](https://www.blog.roku.com)




Roku Blog



**ROKU**

© 2018 Roku, Inc. All rights reserved. ROKU, ROKU TV, ROKU TOUCH and the ROKU logo are the trademarks or registered trademarks of Roku, Inc. All other trademarks and logos herein are the property of their respective owners.




4100000496\_A2

# Just wait until you hear this

Roku TV™ Wireless Speakers  
Quick Start Guide

Get ready for premium sound with

# Roku TV™ Wireless Speakers

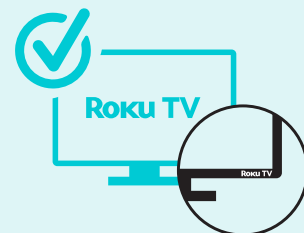
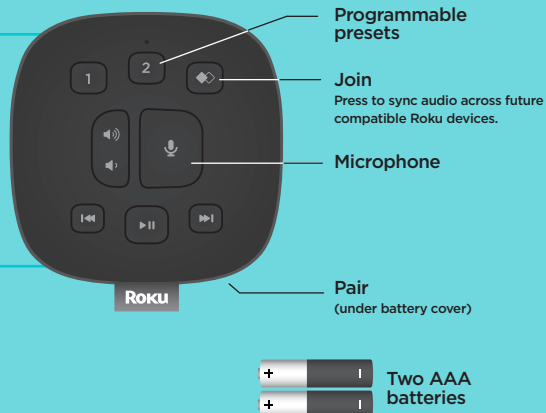


TV and speaker control with your new  
**Roku TV Voice Remote**



Two AAA batteries

Plus, easy music playback where you want it with  
**Roku Touch™ tabletop remote**



To get set up, you'll need:

- A Roku TV, connected to the internet
- Your existing Roku TV remote



## 1. Prepare your TV



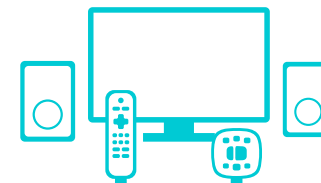
- Turn on your Roku TV with your existing remote.
- Press to get to the pairing menu.
- Select **Speakers**.

## 2. Power up your speakers



- Place your speakers on the left and right of your TV.
- Plug them into a power outlet.

## 3. Follow the on-screen setup



- Your TV will automatically detect your speakers and begin pairing.
- Continue setup to pair both new remotes.

Enjoy your Roku TV  
Wireless Speakers.